

CLASSROOM VISIT

ACTIVITIES

AUTHOR – KIM LONG

ILLUSTRATOR – NICOLE MILES


PUBLISHER- RUNNING PRESS KIDS

RESOURCES DESIGNED BY: *the subway side*

CLASSROOM VISIT ACTIVITY GUIDE

CREATURE PREDICTIONS

Copy the CREATURE PREDICTIONS page on white copy paper. Show students the book cover and read the description on the back of the book. Encourage students to write about what kind of creatures they think the book may be about. Revisit after reading and ask students to reflect on whether they were correct.



CRYPTID BROCHURE

Copy the CRYPTID BROCHURES on white copy paper, back-to-back. Students will write about cryptids and give an example of a water, winged, and land cryptid they learned about from the book. Students that finish early can draw a picture to accompany their descriptions.

SHAPE CRYPTID CRAFT

Copy SHAPE CRYPTID templates on bright colored construction paper or white paper for children to decorate and color. Children should cut, assemble, and glue shape pieces together to create their very own unique cryptid. They can use the shapes on their own page or trade shapes with a friend.

YOU WILL NEED:

- White copy paper
- Colored construction paper
- Art supplies
- Scissors
- Pencils
- Glue sticks



Name: _____

RESOURCES DESIGNED BY: *the sunny side*

CREATURE PREDICTIONS



WHAT KIND OF CREATURES IS THIS BOOK ABOUT?

WAS YOUR PREDICTION CORRECT?

Name: _____

RESOURCES DESIGNED BY: *the sunny side*

CREATURE PREDICTIONS




WHAT KIND OF CREATURES IS THIS BOOK ABOUT?

WAS YOUR PREDICTION CORRECT?

ALL ABOUT CRYPTIDS



RESOURCES DESIGNED BY: *the subway side*



PICTURES OF DIFFERENT CRYPTIDS

WHAT IS A CRYPTID?




WHAT IS A CRYPTID?

AUTHOR – KIM LONG


ILLUSTRATOR – NICOLE MILES

PUBLISHER- RUNNING PRESS KIDS



PICTURES OF DIFFERENT CRYPTIDS



ALL ABOUT CRYPTIDS



RESOURCES DESIGNED BY: *the subway side*

WRITE ABOUT


A LAND CRYPTID



RESOURCES DESIGNED BY: *the subway side*


WRITE ABOUT

A WINGED CRYPTID





WRITE ABOUT

A WATER CRYPTID



WRITE ABOUT


A LAND CRYPTID



RESOURCES DESIGNED BY: *the subway side*



WRITE ABOUT

A WINGED CRYPTID




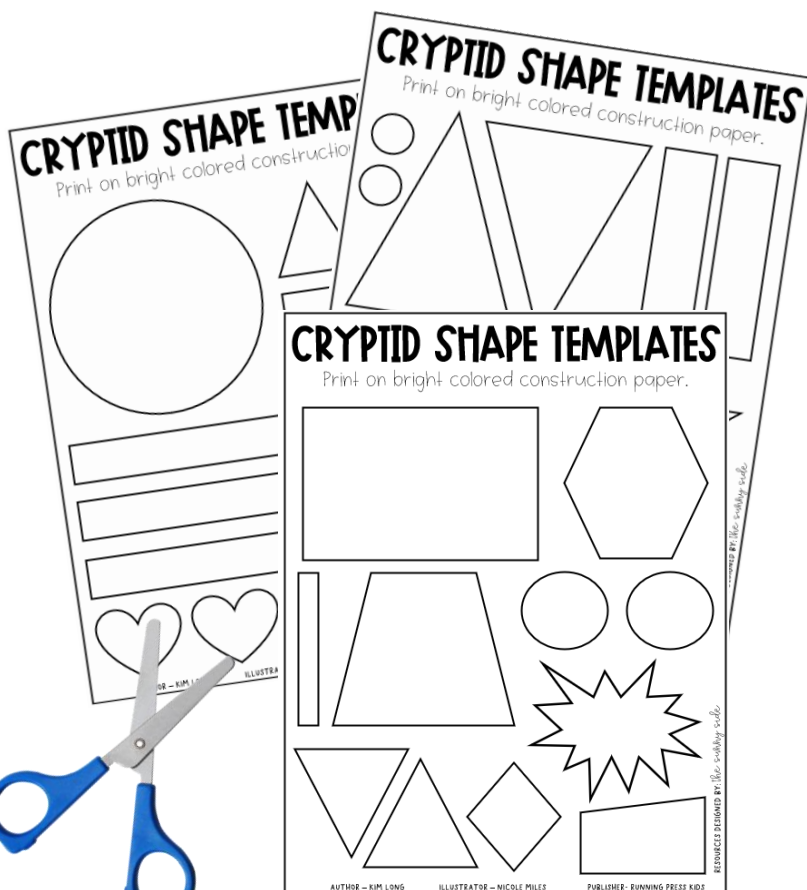

WRITE ABOUT

A WATER CRYPTID



CREATE A SHAPE CRYPTID

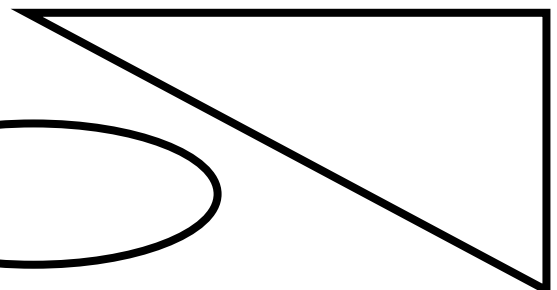
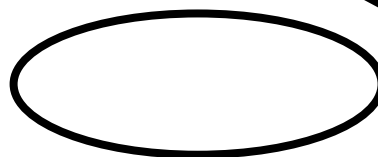


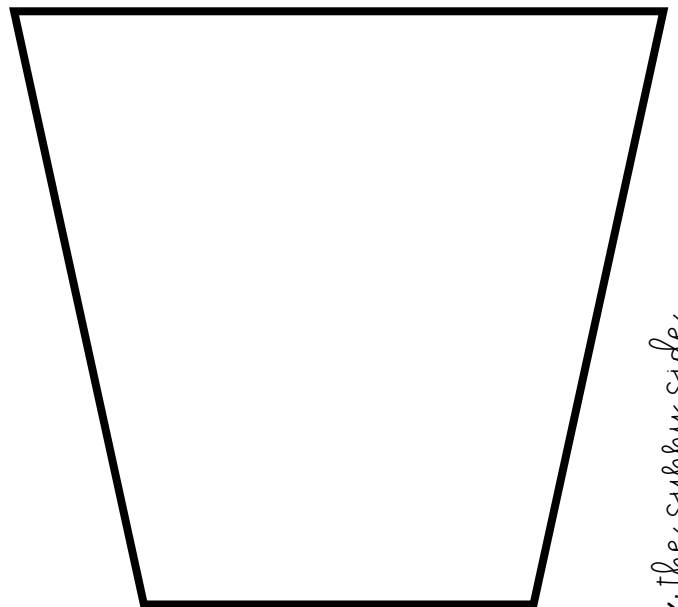
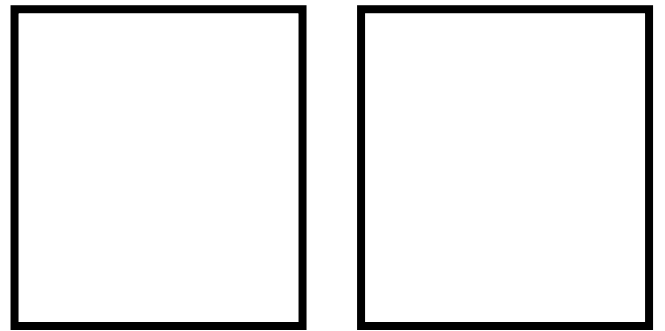
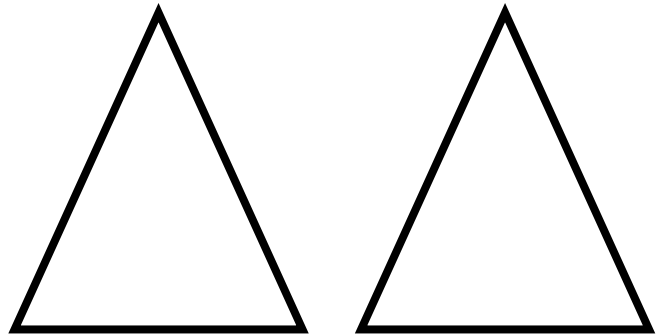

Copy cryptid shape templates on colored construction paper or white paper for students to color.



Students cut templates apart, assemble, and glue to create a unique shape cryptid of their own. They may choose to share shapes with a friend or use only the shapes on their own page.


CRYPTID SHAPE TEMPLATES

Print on bright colored construction paper.




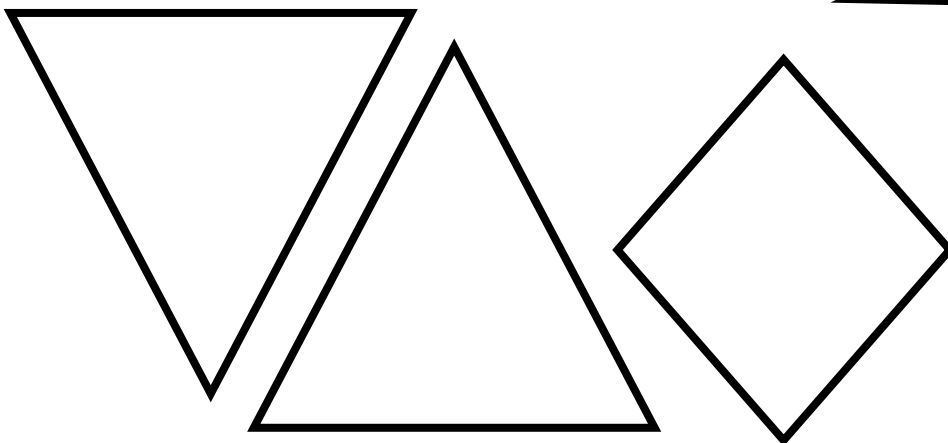

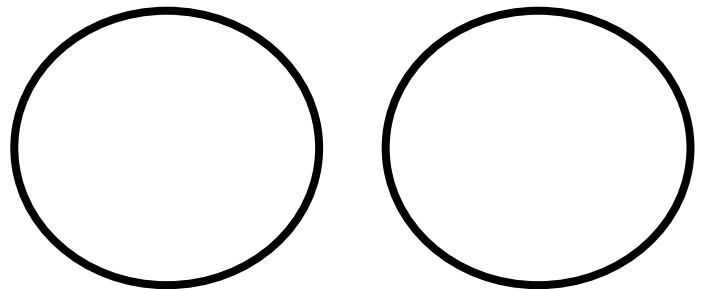
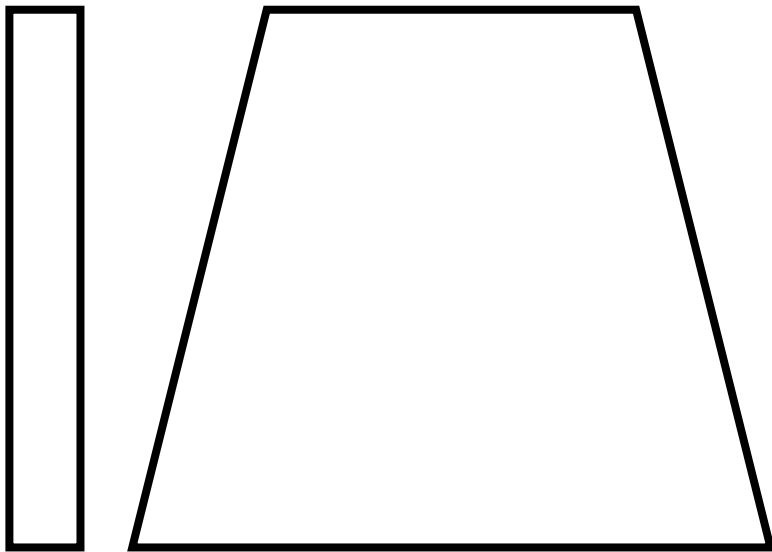
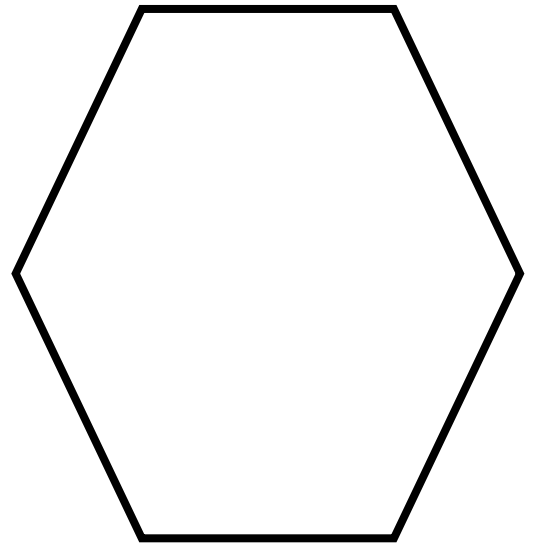
CRYPTID SHAPE TEMPLATES

Print on bright colored construction paper.



CRYPTID SHAPE TEMPLATES


Print on bright colored construction paper.



RESOURCES DESIGNED BY: *the subway side*


CRYPTID WING TEMPLATES

Print on bright colored construction paper.



CRYPTID TAIL TEMPLATES


Print on bright colored construction paper.



RESOURCES DESIGNED BY: *the subway side*





CRYPTID HORN TEMPLATES

Print on bright colored construction paper.



CRYPTID TENTACLE TEMPLATES

Print on bright colored construction paper.




CREDITS PAGE

The author – Kim Long

Kim Long is a children's book author and former attorney. She studied environmental management in college and environmental law in law school. Her love of science, nature, and animals is reflected in her books. While she has not yet spotted a cryptid, she keeps her eyes peeled at all times, waiting for Mothman to make a guest appearance as she bikes along Illinois' trails.



CONNECT WITH KIM



The illustrator – Nicole Miles

Nicole Miles is an illustrator from The Bahamas who currently lives in West Yorkshire (UK) with her pet snake and human boyfriend. She loves any opportunity to inform and entertain with her illustrations.







THESE RESOURCES WERE DESIGNED BY MOLLY AT

the sunny side




EMAIL OR VISIT HER WEBSITE FOR MORE
INFORMATION.



YOU MAY

-  Use this item for personal use.
-  Use this item in your classroom and with your students.
-  Copy this item for your class and your students.
-  Copy this item for your child and personal home use.

YOU MAY *not*

-  Copy or modify any part of this document.
-  Offer this document for sale.
-  Post this item on a website; personal, school, or district without permission.



THESE RESOURCES WERE DESIGNED BY MOLLY AT

the sunny side

EMAIL OR VISIT HER WEBSITE FOR MORE
INFORMATION.

